



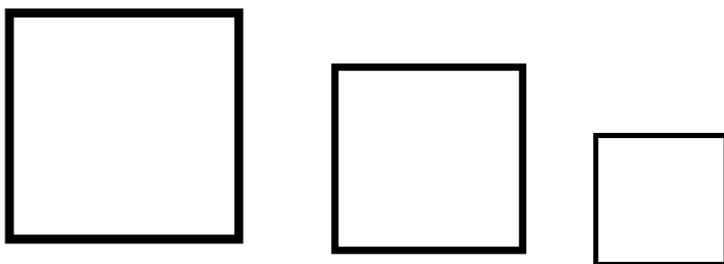
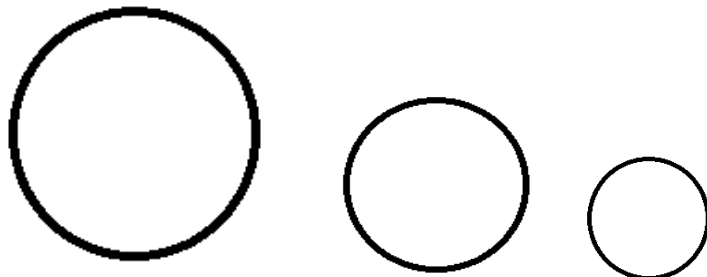
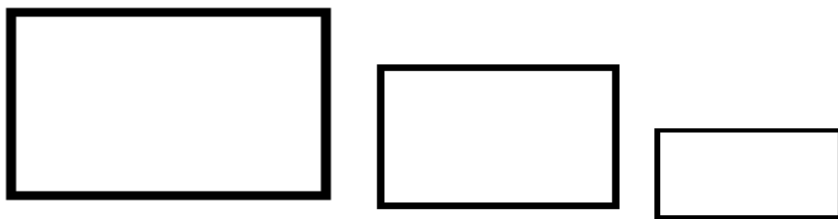

Rewalidacja i Wczesne Wspomaganie Rozwoju Dziecka 3 (27.04 - 08.04 2020 r.)
(KARTY PRACY)

1. Znajdź różnice na obrazkach. Możesz pokolorować wybrany obrazek

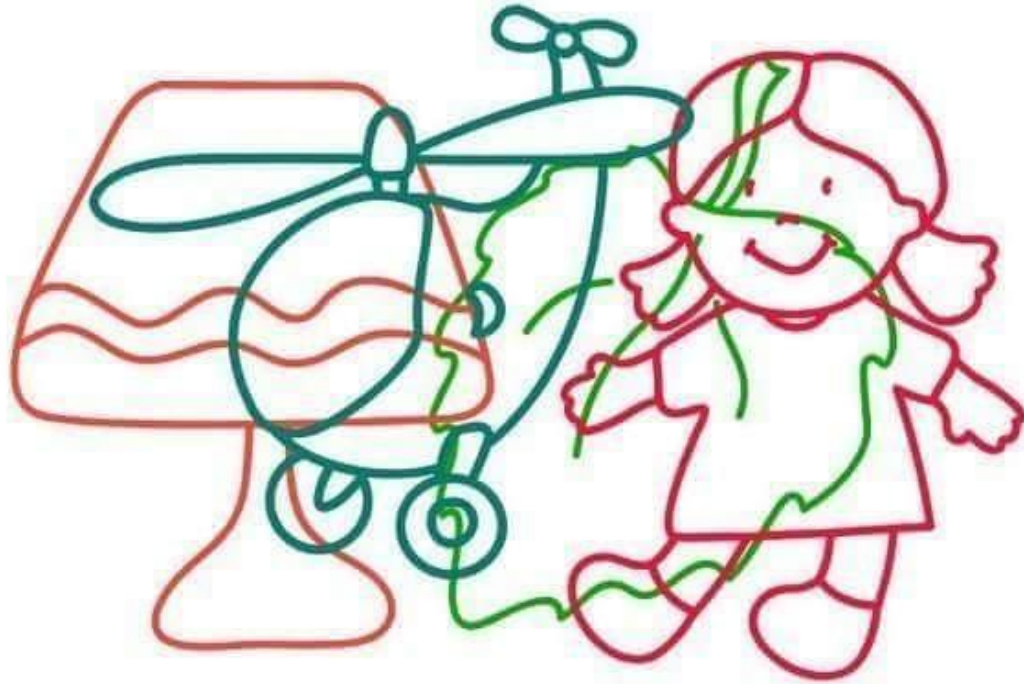


2. Narysuj figury od największej do najmniejszej

pokoloruj wg kodu: trójkąt - czerwony, kwadrat- zielony, koło- żółte, prostokąt- niebieski









3. Co się kryje na obrazku?(*lampa, helikopter, liść, lalka*) Pokoloruj liść na zielono



4. Połącz w pary

Połącz zwierzątko z jego cieniem.




5. Pokoloruj litery zaczynając od pierwszej A co dwie literki / a d g j ł /


A B C D E


F G H I J

K L Ł M N



Polska





WWW.GRALANDI.APL

